



## Pre-Reading Activities

### A: Headlines


Read the headline of today's article and discuss the questions in small groups.

### Cat Saves Family

1. How could a cat save a family? (Think of different ways.)
2. What stories do you know of in which an animal saves a person?

### B: Vocabulary

1. Match the words with the pictures below: **fire, a pile of papers, oven, kitchen.**



2. Look at the pictures again and answer these questions:
  - a. What did the cat save the family from?
  - b. How do you think the cat saved the family?

## Reading Activities

### A: Reading for Overall Understanding

Read today's article quickly and answer the question.

1. How did the cat save its family?

### Cat Saves Family

BERLIN Tues Oct 22 (Reuters) - A cat saved its family by **raising the alarm** after it started a fire, German police said on Monday.

Mimi the black-and-white cat was playing in the family kitchen in the northwest town of Luedenhausen when it accidentally switched on an oven, which set fire to a pile of

papers next to it. But Mimi then **miaowed** loudly and woke the family.

"Mimi saved the family," said a police spokesman.


ARTICLE © 2002 REUTERS LIMITED. LESSON © 2002 WWW.ENGLISH-TO-GO.COM

**Words:** raising the alarm - letting people know there is danger miaow - the noise a cat makes (also spelt: meow)



## B: Pictures

Look at the pictures below. Put them into the correct order using today's article.






## C: Verbs

Read today's article again and find four verbs which best describe the **Reading Activity B** pictures. (One is done for you as an example.)

Picture 1:  Picture 2:  Picture 3:  Picture 4:

## D: Continue the Story

1. Work in pairs and answer this question: *What do you think happened next after the cat woke the family?*
2. Here are three blank boxes. In pairs draw what you think happened next.



3. Use your dictionary and choose three verbs to describe what is happening in your pictures.
4. Write **three** sentences using the verbs you have chosen to describe the pictures.

## E: Test Your Memory!

Read today's article again carefully and then try to answer the questions that your teacher will read out. Do not look at the article until you have finished.

## Post-Reading Activities

You may do one or more of these.

### A: Vocabulary

In today's article there were the words:

"But Mimi then **miaowed** loudly and woke the family."

**Miaowing** is the noise cats make.

Match these animals with the noises  they make.

**Animals:** 1. cat  2. dog  3. horse  4. pig  5. hen  6. sheep  7. mouse  8. cow

**Noises:** a. moo, b. squeak, c. baa, d. oink, e. cluck, f. meow, g. neigh, h. bow wow / woof

### B: Word Find

Find these words from today's article in the puzzle:

fire  
kitchen  
oven  
cat  
miaow  
play  
start  
woke  
save  
family

M	I	A	O	W	F	N	E
E	Y	A	L	P	E	R	S
E	F	S	T	H	I	X	T
K	G	A	C	F	J	V	R
O	P	T	M	O	T	N	A
W	I	T	W	I	V	T	T
K	A	P	I	F	L	E	S
C	A	E	V	A	S	Y	N

### C: Role Play

Work in pairs, one of you is **Student A**, the other **Student B**. Read your roles and think about what you have to do. Then do the role play.

**Student A:** You are a member of the German family who was saved by Mimi. Decide who you are (e.g. the husband?, the wife?, the son etc.) and think about what happened. Student B is your friend. It is the next morning after the fire and you are sitting together on a train. You are looking tired and Student B asks you why you are tired. Tell Student B about what happened last night.

**Student B:** You are sitting together on a train with Student A who is your friend. Student A is looking tired. Ask Student A why he / she is tired. Student A will tell you what happened to his / her family last night. Ask questions so that you learn the whole story from Student A.

# TEACHERS' NOTES AND ANSWER KEY

## Pre-Reading Activities

### A: Headlines - Notes

Write the headline on the board and check students' understanding of the words. Now go through the questions with them. You may either like to do this as a classroom discussion or as a small group discussion.

### B: Vocabulary - Answers

- Picture a - a pile of papers, fire  
Picture b - kitchen, oven  
Picture c - a pile of papers
- a. From a fire.  
b. Answers will vary.

## Reading Activities

### A: Reading for Overall Understanding - Answer

- The cat saved its family by miaowing loudly and waking them.

### B: Pictures - Answers

The correct order is: Picture 3, Picture 2, Picture 1, Picture 4.

### C: Verbs - Answers

The best verbs for the pictures are:

Picture 1 - **set fire to**

Picture 2 - **switched on**

Picture 3 - **was playing**

Picture 4 - **miaowed / (woke is also possible)**

### D: Continue the Story - Notes

This is a chance for the students to use their own ideas and words to complete the story. While they are doing this activity, circulate and help with unfamiliar words or phrases.

**Optional extra:** you could then get students to cut out Pictures 1 - 4 and their own 3 pictures and stick them on a piece of paper so that it looks a little like a cartoon strip. When they have written their sentences, check them for grammatical accuracy and then ask them to write their sentences below the pictures. Then stick them up around the classroom and give time for students to walk around and look at them. The class could vote on: 1. which pair have produced the most believable pictures, 2. which are the most unbelievable etc.

### E: Test Your Memory! - Notes

Give students time to reread the article and then ask them to get another piece of paper. Read the questions below (twice if necessary) and students try to answer them without looking at the article. This can be done as a pair or group competition.

### E: Test Your Memory! - Text to be Read Aloud to Students

- What is the cat's name?
- What color is the cat?
- In which town and country does the cat live?
- Where is the town?
- Where was the cat playing?
- What did the cat switch on?
- What did this set fire to?
- How did the cat wake the family?

### E: Test Your Memory! - Answers

- Mimi.
- Black and white.
- Luedenhausen, Germany.
- In the northwest.
- In the kitchen.
- The oven.
- A pile of papers.
- She miaowed loudly.

## Post-Reading Activities

### A: Vocabulary - Notes

After the students have completed the activity, you may like to have a discussion of how different languages describe animal sounds. You will find, for example, that while a dog goes 'woof, woof' or 'bow wow' in English-speaking countries, the sound it makes in other languages is a little different.

### A: Vocabulary - Answers

- f, 2. h, 3. g, 4. d, 5. e, 6. c, 7. b, 8. a.

### B: Word Find - Answers

